

Model : ABYG30LRTE / ABYG36LRTE / ABYG45LRTA /
 ABYG36LRTA [3phase] / ABYG45LRTA [3phase] / ABYG54LRTA [3phase]



Wireless R.C.



For ABYG30/36LRTE

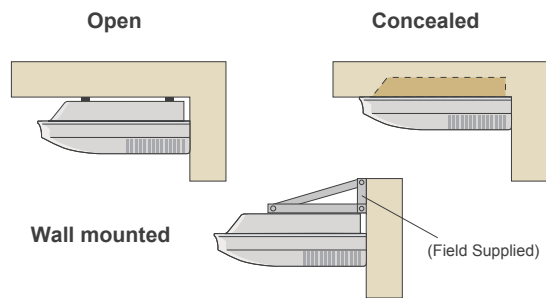


For ABYG36/45/54LRTA



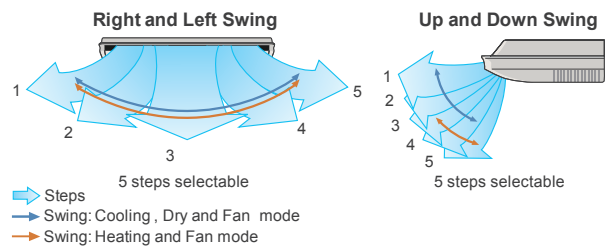
Features

Installation



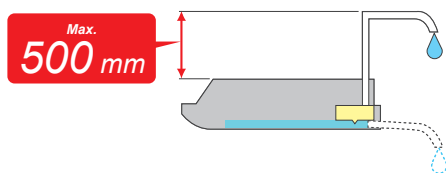
Multi auto swing

A combination of right/left and up/down directional swing allows 3-dimensional air direction control.

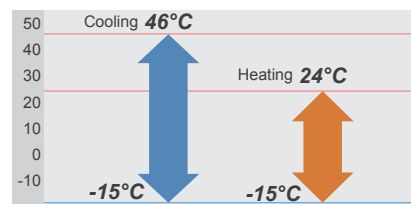


Condensate lift-up mechanism (Option)

Optional drain lift-up mechanism allows flexible installation.



Low ambient operation

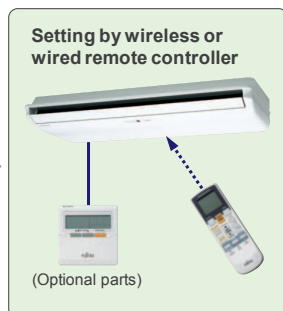



Easy installation

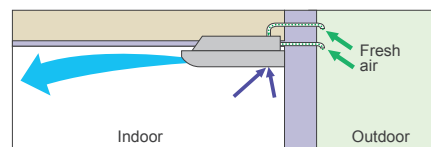
Main work settings can be done easily from the remote controller at installation

Main work settings

- High ceiling setting
- Auto restart
- Temperature adjustment when cooling / heating



Fresh air intake



Optional parts

- Wired Remote Controller: UTY-RNNYM, UTY-RVNYM
- Simple Remote Controller: UTY-RSNYM
- Drain Pump Unit: UTR-DPB24T
- Flange: UTD-RF204

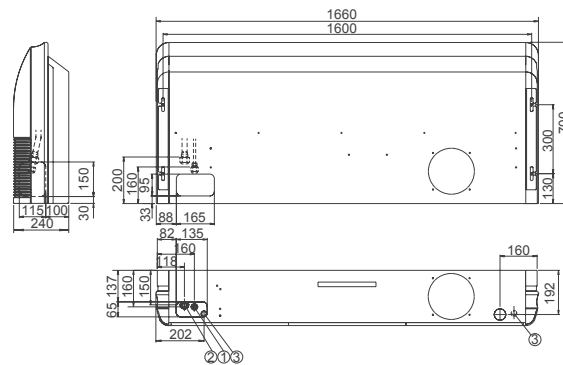


Specifications

Model No.	Indoor unit		ABYG30LRTE	ABYG36LRTE	ABYG45LRTE	ABYG36LRTE	ABYG45LRTE	ABYG54LRTE	
	Outdoor unit		AOYG30LETL	AOYG36LETL	AOYG45LETL	AOYG36LATT	AOYG45LATT	AOYG54LATT	
Power Source	V/∅/Hz		230/1/50	230/1/50	230/1/50	400/3/50	400/3/50	400/3/50	
Capacity	Cooling	kW	8.5 (2.8-10.0)	9.4 (2.8-11.2)	12.1 (4.0-13.3)	10.0 (4.7-11.4)	12.5 (5.0-14.0)	14.0 (5.4-16.0)	
	Heating		10.0 (2.7-11.2)	11.2 (2.7-12.7)	13.3 (4.2-15.5)	11.2 (5.0-14.0)	14.0 (5.4-16.2)	16.0 (5.8-18.0)	
Input Power	Cooling/Heating	kW	2.65/2.77	2.93/3.02	3.77/3.68	2.84/2.87	3.89/3.88	4.65/4.67	
EER	Cooling	W/W	3.21	3.21	3.21	3.52	3.21	3.01	
COP	Heating		3.61	3.71	3.61	3.90	3.61	3.43	
Pdesign	Cooling/Heating	kW	8.5/8.0	9.4/8.7	-	10.0/10.0	-	-	
SEER	Cooling	W/W	6.10	6.00	-	6.10	-	-	
SCOP	Heating		4.20	4.10	-	4.10	-	-	
Energy Efficiency Class	Cooling	A++		A+	-	A++	-	-	
	Heating	A+		A+	-	A+	-	-	
Running Current	Cooling/Heating	A	11.6/12.2	12.8/13.2	16.5/16.1	4.3/4.4	5.8/5.8	6.9/6.9	
Annual Energy Consumption	Cooling	kWh/a	487	548	-	573	-	-	
	Heating		2662	2965	-	3414	-	-	
Moisture Removal	l/h		2.5	3.0	4.0	3.0	4.5	5.0	
Sound Pressure (Cooling)	Indoor	H/M/L/Q	45/43/37/32		47/43/37/32	49/45/39/34		47/43/37/32	
	Outdoor		High	dB(A)		53	54	55	51
Sound Power (Cooling)	Indoor	High	57		60	61		61	
	Outdoor		High	68		69	67		67
Airflow Rate (High)	Indoor / Outdoor		m³/h	1660/3600	1900/3800	2100/6200	1900/6200	2100/6900	2300/6900
Net Dimension H x W x D	Indoor	mm	240×1660×700		240×1660×700	240×1660×700		240×1660×700	
			kg(lbs)	46 (101)		46 (101)	46 (101)		48 (106)
	Outdoor	mm	830×900×330		830×900×330	1290×900×330		1290×900×330	
			kg(lbs)	61 (134)		61 (134)	86 (189)		104 (229)
Piping Connections (Small / Large)	mm		9.52/15.88		9.52/15.88	9.52/15.88		9.52/15.88	
Drain Hose Diameter (I.D./O.D.)	mm		21.5/26.0		21.5/26.0	21.5/26.0		21.5/26.0	
Max Pipe Length (Pre-Charge)	m		50 (20)		50 (20)	50 (20)		75 (30)	
Max Height Difference	m		30		30	30		30	
Operation Range	Cooling	°CDB	-15 to 46		-15 to 46	-15 to 46		-15 to 46	
	Heating		-15 to 24		-15 to 24	-15 to 24		-15 to 24	
Refrigerant (Global Warming Potential)			R410A (1,975)	R410A (1,975)	R410A (1,975)	R410A (1,975)	R410A (1,975)	R410A (1,975)	

Dimensions Models : AYG30LRTE / AYG36LRTE / AYG36LRTE / AYG45LRTE / AYG54LRTE

(Unit : mm)



- ① Refrigerant piping flare connection (Liquid)
- ② Refrigerant piping flare connection (Gas)
- ③ Drain piping connection