

CASSETTE

Model : AUYG30LRLE / AUYG36LRLE / AUYG45LRLA / AUYG54LRLA /
 AUYG36LRLA [3phase] / AUYG45LRLA [3phase] / AUYG54LRLA [3phase]



Wired R.C.



For AUYG30/36LRLE



For AUYG36/45/54LRLA

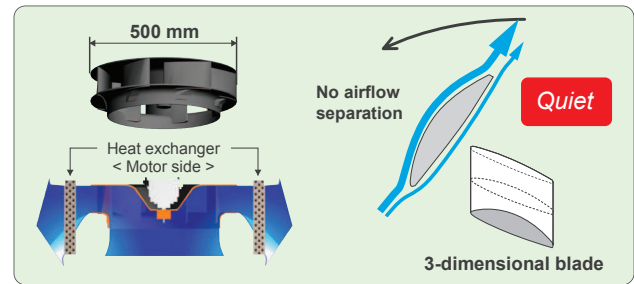

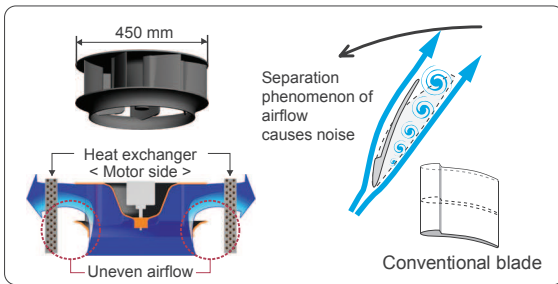


Features

High efficiency turbo fan with 3-dimensional blade

Previous turbo fan: Air passing through the heat exchanger was uneven and the air would only flow close to the ceiling.

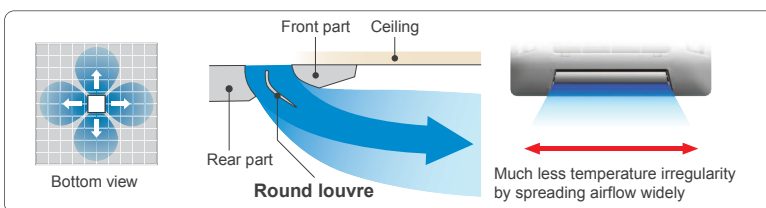
New turbo fan: High efficiency airflow distribution has been achieved by the introduction of a 3 dimensional blade which increases the air passing over the heat exchanger.



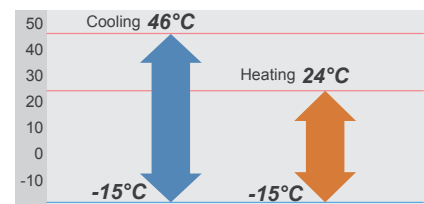
← : Spin direction → : Airflow direction ••••• : Turbulent flow noise

Improvement of the airflow distribution

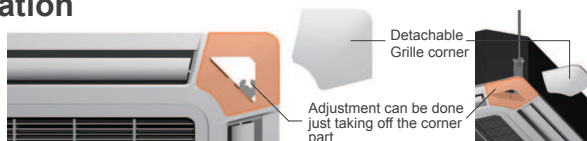
New louvre: The louvre design distributes air leaving a space between the chassis and the ceiling allowing far and wide airflow distribution.



Low ambient operation



Adjustment of hanger position is possible after installation



High lift drain pump



Optional parts

Wired Remote Controller:	UTY-RNNYM, UTY-RVNYM
Simple Remote Controller:	UTY-RSNYM
IR Receiver Kit:	UTY-LRHYA2
Wide Panel:	UTG-AGYA-W
Panel Spacer:	UTG-BGYA-W
Air Outlet Shutter Plate:	UTR-YDZC
Insulation Kit For High Humidity:	UTZ-KXGA
Fresh Air Intake Kit:	UTZ-VXGA



Specifications

Model No.	Indoor unit		AUYG30LRLE	AUYG36LRLE	AUYG45LRLE	AUYG54LRLE	AUYG36LRLA	AUYG45LRLA	AUYG54LRLA	
	Outdoor unit		AOYG30LETL	AOYG36LETL	AOYG45LETL	AOYG54LETL	AOYG36LATT	AOYG45LATT	AOYG54LATT	
Power Source	V/∅/Hz		230/1/50	230/1/50	230/1/50	230/1/50	400/3/50	400/3/50	400/3/50	
Capacity	Cooling	kW	8.5 (2.8-10.0)	10.0 (2.8-11.2)	12.5 (4.0-14.0)	13.3 (4.5-14.5)	10.0 (4.7-11.4)	12.5 (5.0-14.0)	14.0 (5.4-16.0)	
	Heating		10.0 (2.7-11.2)	11.2 (2.7-12.7)	14.0 (4.2-16.2)	16.0 (4.7-16.5)	11.2 (5.0-14.0)	14.0 (5.4-16.2)	16.0 (5.8-18.0)	
Input Power	Cooling/Heating	kW	2.65/2.77	3.12/3.02	3.88/3.77	4.42/4.69	2.44/2.56	3.54/3.58	4.36/4.43	
EER	Cooling	W/W	3.21	3.21	3.22	3.01	4.10	3.53	3.21	
COP	Heating		3.61	3.71	3.71	3.41	4.38	3.91	3.61	
Pdesign	Cooling/Heating	kW	8.5/8.0	10.0/8.7	-	-	10.0/10.0	-	-	
SEER	Cooling	W/W	6.50	6.30	-	-	6.50	-	-	
SCOP	Heating		4.30	4.20	-	-	4.30	-	-	
Energy Efficiency Class	Cooling		A++	A++	-	-	A++	-	-	
	Heating		A+	A+	-	-	A+	-	-	
Running Current	Cooling/Heating	A	11.6/12.2	13.7/13.3	17.0/16.5	19.3/20.5	3.7/3.9	5.3/5.3	6.5/6.6	
Annual Energy Consumption	Cooling	kWh/a	458	555	-	-	573	-	-	
	Heating		2604	2897	-	-	3253	-	-	
Moisture Removal	l/h		2.5	3.5	4.5	5.0	3.0	4.5	5.0	
Sound Pressure (Cooling)	Indoor	H/M/L/Q	40/38/36/32		43/38/36/32		46/42/40/36		47/43/41/37	
	Outdoor		High	dB(A)		53	54	55	55	51
Sound Power (Cooling)	Indoor	High	54		57		-		58	
	Outdoor		High	68		69		-		67
Airflow Rate (High)	Indoor / Outdoor	m³/h	1600/3600	1800/3800	1900/6750	2000/6750	1800/6200	1900/6900	2000/6900	
Net Dimension H x W x D	Indoor	mm	288x840x840	50x950x950	288x840x840	50x950x950	288x840x840	50x950x950	288x840x840	50x950x950
		kg(lbs)	26 (57) / 5.5 (12)	26 (57) / 5.5 (12)	26 (57) / 5.5 (12)	26 (57) / 5.5 (12)	26 (57) / 5.5 (12)	26 (57) / 5.5 (12)	26 (57) / 5.5 (12)	26 (57) / 5.5 (12)
		mm	830x900x330	830x900x330	1290x900x330	1290x900x330	1290x900x330	1290x900x330	1290x900x330	1290x900x330
	Outdoor	kg(lbs)	61 (135)	61 (135)	86 (190)	86 (190)	104 (229)	104 (229)	104 (229)	
Piping Connections (Small / Large)	mm		9.52/15.88	9.52/15.88	9.52/15.88	9.52/15.88	9.52/15.88	9.52/15.88	9.52/15.88	
Drain Hose Diameter (I.D./O.D.)	mm		25.0/32.0	25.0/32.0	25.0/32.0	25.0/32.0	25.0/32.0	25.0/32.0	25.0/32.0	
Max Pipe Length (Pre-Charge)	m		50 (20)	50 (20)	50 (20)	50 (20)	75 (30)	75 (30)	75 (30)	
Max Height Difference	m		30	30	30	30	30	30	30	
Operation Range	Cooling	°CDB	-15 to 46		-15 to 46		-15 to 46		-15 to 46	
	Heating		-15 to 24		-15 to 24		-15 to 24		-15 to 24	
Refrigerant (Global Warming Potential)			R410A (1,975)	R410A (1,975)	R410A (1,975)	R410A (1,975)	R410A (1,975)	R410A (1,975)	R410A (1,975)	
Cassette Grille			UTG-UGYA-W	UTG-UGYA-W	UTG-UGYA-W	UTG-UGYA-W	UTG-UGYA-W	UTG-UGYA-W	UTG-UGYA-W	

Dimensions

Models : AUYG30LRLE / AUYG36LRLE / AUYG36LRLA / AUYG45LRLE / AUYG54LRLE

(Unit : mm)

